


Item	Slot Size	L	W	D
6700/LUG25	23 x 12mm Ø	43	24	7
6700/LUG30	25 x 12mm Ø	60	30	10
6700/LUG30b	30 x 16mm Ø	52	30	7
6700/LUG40	25 x 12mm Ø	60	40	8



6700CLEAT
40 x 40 x 5mm with 10mm slot



6706
Gate Latch available in 150 x or 220mm overall length



6700LK
Latch Kit
(latch, catch & backplate)



6707
12, 16 or 20mm
Hinge on Plate
square or rectangular backplate



6705
Reversible
Gate Catch




6704
Gate Catch



6700WT
Weld Tab
80mm long to suit 30 x 10mm lug
30 x 13mm elongated slot



6703
Drop Bar Holder



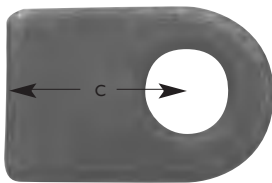
Item	Pin Ø	L	W	D	H	C
6700/12H	12mm	40	30	12	40	25
6700/16H	16mm	60	40	15	50	40
6700/20H	20mm	60	45	16	60	38
6700/25H	25mm	65	50	20	50	40
6700/32H	32mm	85	60	30	50	55

C = distance between edge & hole centre



6700/32H
Hinge Pin
c/w support fillet

...6701/12, /16 & /25
* \$a a Drop Bars
available in 12, 16 & 20mm dia



Item	Hole Ø	L	W	D	C
6700/12HE	13mm	40	30	12	25
6700/16HE	17mm	60	40	15	40
6700/20HE	21mm	60	45	16	38
6700/25HE	27mm	65	50	20	45
6700/32HE	34mm	85	65	30	55




6702/12, /16 & /20
Drop Bar Guide
to fit 12, 16 or 20mm



6740
Teardrop Hinge
Available in 60, 100 or 120mm length

6700/4
M18 x 175mm



6700/3
M18 x 75mm

T/L = Thread Length O/L = Overall Length




Eyebolt Code	Hole Ø	T/L	O/L
6700/12EBS	13mm	100	130
6700/12EBL	13mm	145	185
6700/16EBS	17mm	100	135
6700/16EBL	17mm	150	185
6700/16EBEL	17mm	200	235
6700/20EBL	21mm	150	200
6700/20EBEL	21mm	200	250
6700/25EBL	27mm	150	200
6700/25EBEL	27mm	250	305
6700/32EBL	34mm	150	225
6700/32EBEL	34mm	200	270



6700BH
Weldable Butt Hinge
Available in 100 x 40mm or 75 x 40mm

Machined Hinge	Ø	Length
6738/16A	20mm	120mm
6738/17A	20mm	170mm
6738/18A	30mm	215mm



6709b
Latch Guide
116 x 30 x 11mm deep
to suit upto
65 x 10mm sliding latch